



Ss Alban and Stephen Catholic Primary School and Nursery

Learning and Growing with God by our side







Home Learning Grid – Spring 1

Our Topic: Poles Apart

	Week 2 – 15/01/24	Week 3 – 22/01/24	Week 4 – 29/01/24	Week 5 – 05/02/24	Week 6 – 12/02/24
Phonics (Weekly Phonics Home Learning will be sent home separately)	oo, oo, ar, or Tricky words: was, you, they	ur, ow, oi, ear Tricky words: my, by, all	air, er. Double letter words (dd, mm, tt, bb, rr, gg, pp, ff) Tricky words: are, sure, pure	Longer words Review all sounds taught this half term.	Review & Assessment

Optional Activities

<p>Maths – Play games involving hiding and finding treasure; children might have some gems or coins which could be hidden. They then need to give verbal instructions using directions to an adult to find their treasure. Use directional language (i.e. forwards, turn, backwards, towards etc...).</p> 		<p>RE – Make some pancakes following a recipe. Why do we celebrate pancake day? What special day follows Shrove Tuesday? Make a Lenten promise on Ash Wednesday. What could you 'give up' to bring you closer to God?</p>		<p>Understanding the World – Look at a globe, picture atlas or Google Earth – can you find the North and South Poles? What countries can you see? Tell someone about the different terrains and features you have spotted (i.e. ice, trees, oceans).</p> 	
<p>Literacy -</p> <p><u>Focus Texts</u></p> <ol style="list-style-type: none"> Where The Wild Things Are by Maurice Sendak Poles Apart by Jeanne Willis The Emperor's Egg by Martin Jenkins 		<p>Art – Paint a picture or create a collage of your favourite polar animal – it could be a penguin, a polar bear, a reindeer or a seal. You could use different materials to create feathers or fur or add cotton wool for some snow!</p> 		<p>Understanding the World – How many different materials can you identify in your house? Can you sort different objects by their material (i.e. plastic, wood, metal)? Freeze one of your toys in a bowl of water and watch it melt the next day. Use a phone or tablet to record a time-lapse video of the ice melting. Discuss what you can see.</p> 	

<p>Important Dates: January 26th - EYFS Parent Maths Workshop (2.15pm) February 1st - NSPCC Number Day February 2nd - Reception Curriculum Assembly (9.15pm) February 14th - Ash Wednesday February 16th – Term Ends (3.05pm)</p>	<p>Key Information:</p> <ul style="list-style-type: none"> Please check Tapestry 'Memos' for additional home learning. Please upload any amazing home learning to Tapestry for your class teacher to share with the class.. Please continue to choose your child's lunch option on Arbor before school. Please can you make sure your children's reading book and library book is in their school book bag everyday, as days for changing books may vary each week.
---	---